

TEL. 9554725, 55110031

PABX-575,

Mail: fxdeal@janatabank-bd.co

Exchange Rate Circular - 030



JANATA BANK LIMITED

TREASURY DEPT.(FRONT OFFICE)

HEAD OFFICE, DHAKA

INDICATIVE ONLY: Rates may vary in the

For Previous Rate Sheet Click

<https://goo.gl/URA0t4>

DATE : 11 Feb 2021

Thursday

EFFECTIVE DATE: 11-13 Feb 2021

same day

A) CROSS RATE OF SYD, TOK, HKG & S.E. ASIAN MARKETS AS ON 11/02/2021

	GBP/USD	EUR/USD	USD/JPY	USD/C.DLR	USD/S.FRA	AUD/USD
SELLING	1.3838	1.2119	104.6200	1.2638	0.8903	0.7763
BUYING	1.3835	1.2117	104.6300	1.2638	0.8905	0.7763

B) JANATA BANK LTD'S CASH

CURRENCY & T.C TO PUBLIC TK PER UNIT OF FOREIGN CURRENCY

SELLING	CURRENCY	BUYING	SELLING	CURRENCY	BUYING
86.8000	US Dollar	84.1000	23.5000	Saudi Riyal	20.0000
117.4000	G. B. Pound	111.4000	24.0000	UAE. Dirham	22.0000
102.6500	Euro	97.0000	20.8000	MAL.Ringit	18.0000
66.4467	Aus. Dollar	56.9967	1.2200	Indian Rupee	1.1200

BE SAME AS SELLING T.T.& O.D AND BUYING O.D. TRANSFER

SELLING		NAME OF CURRENCY	BUYING			
T.T.& O.D.	B.C.		T.T.CLEAN	T.T.DOC	O.D.SIGHT EXP.BILLS	O.D. TRANSFER
84.9500	84.9500	US Dollar	84.2000	84.1500	84.1000	83.9000
119.6319	119.7734	G. B. POUND	116.0155	115.8409	115.5989	115.1369
105.0144	105.2508	EURO	101.1037	100.4446	100.2951	100.0956
0.8355	0.8418	JP.YEN	0.8081	0.8012	0.7999	0.7494
69.2126	69.3903	CAN.DLR	67.8031	67.7264	67.5208	66.8696
96.8754	97.0386	SWISS.FRANC	95.3825	95.1814	95.0738	94.5284
222.5057	222.7810	OMANIAN RIYAL	219.1501	211.9164	211.2743	210.1645
11.2500	11.4426	H.K.DLR	10.9328	10.9212	10.8893	10.8574
65.2715	67.6626	SING.DLR	63.9167		62.6625	57.0290
2.8668	2.8713	THI.BAHT	2.8319		2.8207	2.8124
21.2104	21.2301	MAL.RINGIT	20.9439		20.8606	20.7995
23.3010	23.3092	UAE.DIRHAM			22.9816	22.9975
22.8171	22.8751	SAUDI RIYAL			22.5055	22.4400
23.5000	23.6000	QATAR RIYAL				20.0000
283.0385	286.2801	KUWAIT DINAR				255.0000
224.7528	224.0943	BAHRAIN DINAR				216.0355
13.6108	14.2111	CHINESE YUAN				12.5000

D) USANCE RATE:	30 DAYS	60 DAYS	90 DAYS	120 DAYS	150 DAYS	180 DAYS
US Dollar	83.5988	83.1077	82.6165	82.1253	81.6342	81.1430
G. B. POUND	114.9221	114.2454	113.2786	112.8919	112.2151	111.5384
EURO	99.7053	99.1156	98.2730	97.9360	97.3462	96.7565

E) FORWARD RATE:		1 MONTH	2 MONTHS	3 MONTHS	6 MONTHS	1 YEAR
SELLING	US Dollar	85.5270	85.8040	86.1309	87.3119	0.0000
BUYING	US Dollar	84.6053	85.0604	85.3158	86.5315	0.0000


F) NFCD INTT RATE, EFFECT ON: 01.02.2021 To 15.02.2021	1 MONTH	3 MONTHS	6 MONTHS	12 MONTHS
US Dollar		0.11920	0.20138	0.22269
G. B. POUND		0.02569	0.03928	0.04377
EURO		0.00000	0.00000	0.00000


G) LIBOR AS ON 10/02/2021 , 60 DAYS 0.15363 90 DAYS 0.20088 180 DAYS 0.20800


H) INDICATIVE RATE OF 01 SDR ,USD WITH NTL, CUR OF ACU MEMBERS AS IMF RATE 05/02/2021	IN.RS	N.RS	SL.RS	PK.RS	BD TK	USD
USD 1	72.8986	110.5034	175.7967	135.1155	84.5800	
SDR 1	104.4817	158.3787	251.9603	193.6540	121.2241	1.4332


IN CASE OF AUS. DOLLAR CASH RATE WILL BE USED FOR T.T ALSO

Rates mentioned in row C, D, E and F are applicable only for bank's own customers.


Md. Nur Islam
PO
Prepared By


Syeda Hasinatul Jannat
SPO
Checked By


Shipra Biswas
AGM
Authorized Signature


Md. Yakut Mia
DGM
Authorized Signature